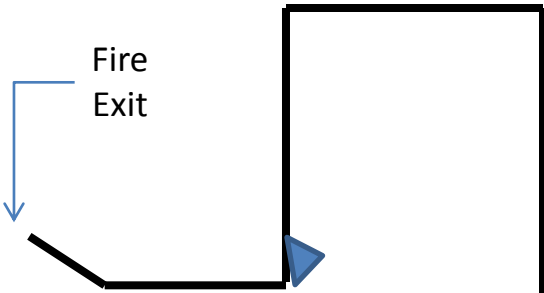


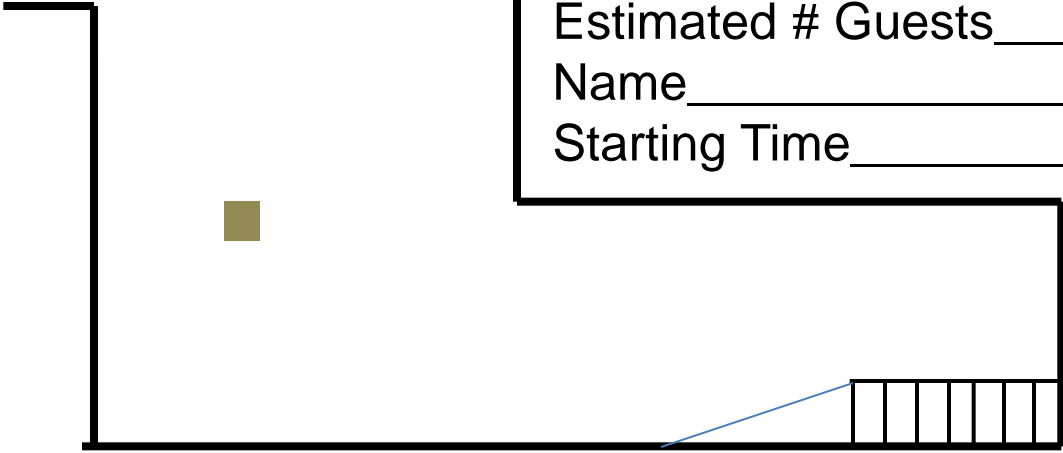


Electrical Outlets = 



Event Date \_\_\_\_\_  
Estimated # Guests \_\_\_\_\_  
Name \_\_\_\_\_  
Starting Time \_\_\_\_\_

**American Hotel**  
**2<sup>nd</sup> Floor**  
**Balcony**



**This is a guide assisting your ability to visualize a close approximation of how the room will look.**

Our staff will setup the room as close as possible to your floor plan. You may have to make some fine adjustments

Please cut out each table or space that you wish to use for your event.

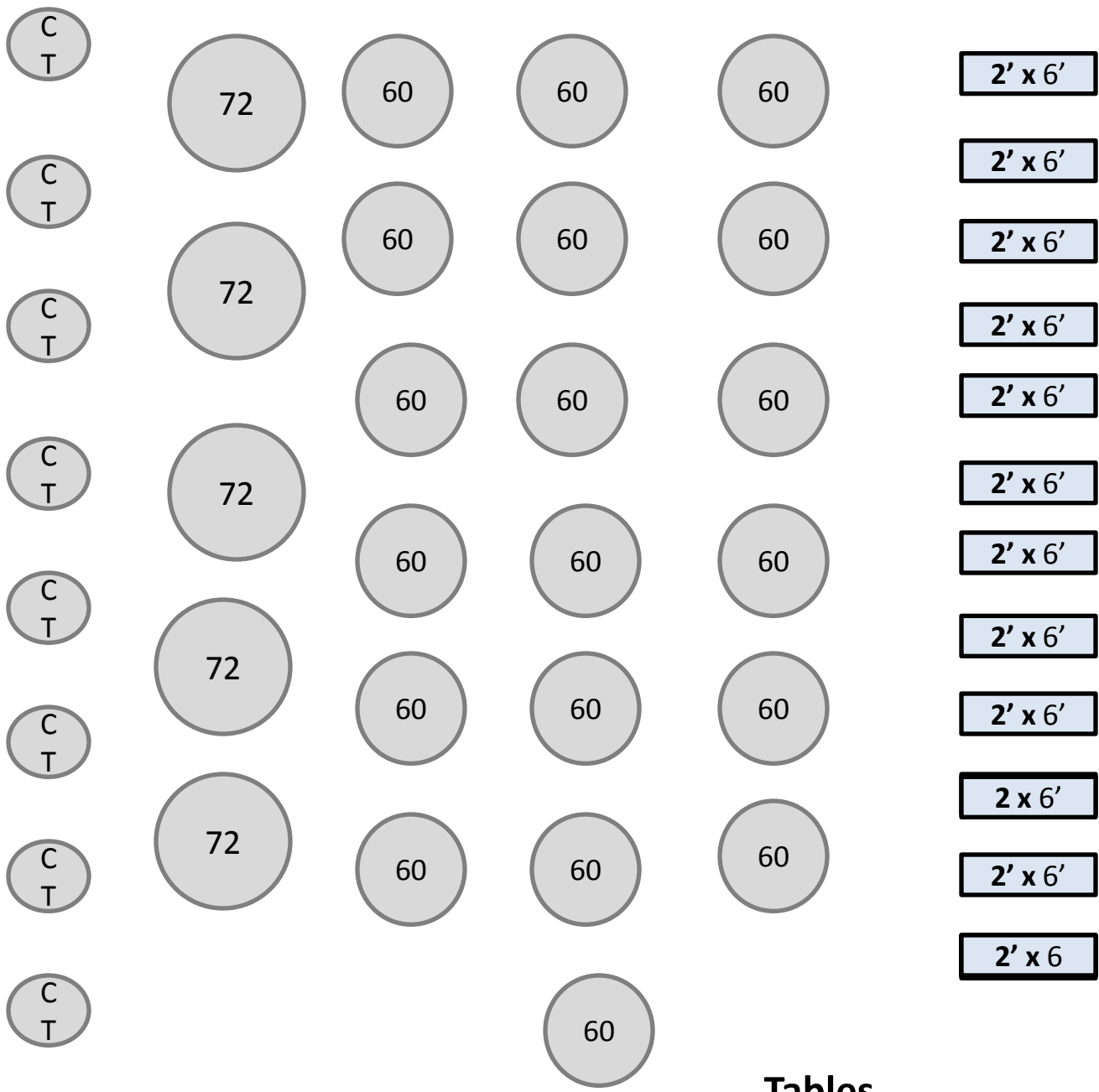
Place tables on the two floor diagrams as you would like the room setup for your event. Sixty inch tables seat 8 people per table. Seventy-two inch tables seat 10 people per table. Using all the 60 and 72 inch round tables is maximum seating.

Place all rectangle and square tables were you would like your Bar, Gifts, Cake, Candy Bar, Buffett, or other needs as you like. Use each table only once Tables marked CT are cocktail tables, 43 inches high 32 inches round and room for 4-6 people placing cups and small hors d'oeuvre plates

The Dance Floor diagram can be made larger or smaller, for your needs. Band and DJ space is approximations please check with your Musical hire for their space requirements. Please note electrical outlets for Bands and DJ placement with a Blue Triangle =



## Tables & Spaces



**Tables**